

LoCaL

Low Carbon City Lab

Unlocking the climate action potential of cities



Climate-KIC Flagship Program

Contact : victor.gancel@climate-kic.org



LoCaL's plan for 2015-2020

- **Ambitious:** enables € 25b in investments & reduces 1Gt CO₂ per year by 2050
- **Clear strategy:** helps cities access finance & investors to find bankable cities' projects
- **Scalable solutions:** services and solutions can reach 500+ cities
5000+ city actions
- **Strong ecosystem:** network of multipliers attracts investors & cities

Agenda

Ambition & Strategy

Impact & KPIs

Ecosystem development

Ambition and Strategy

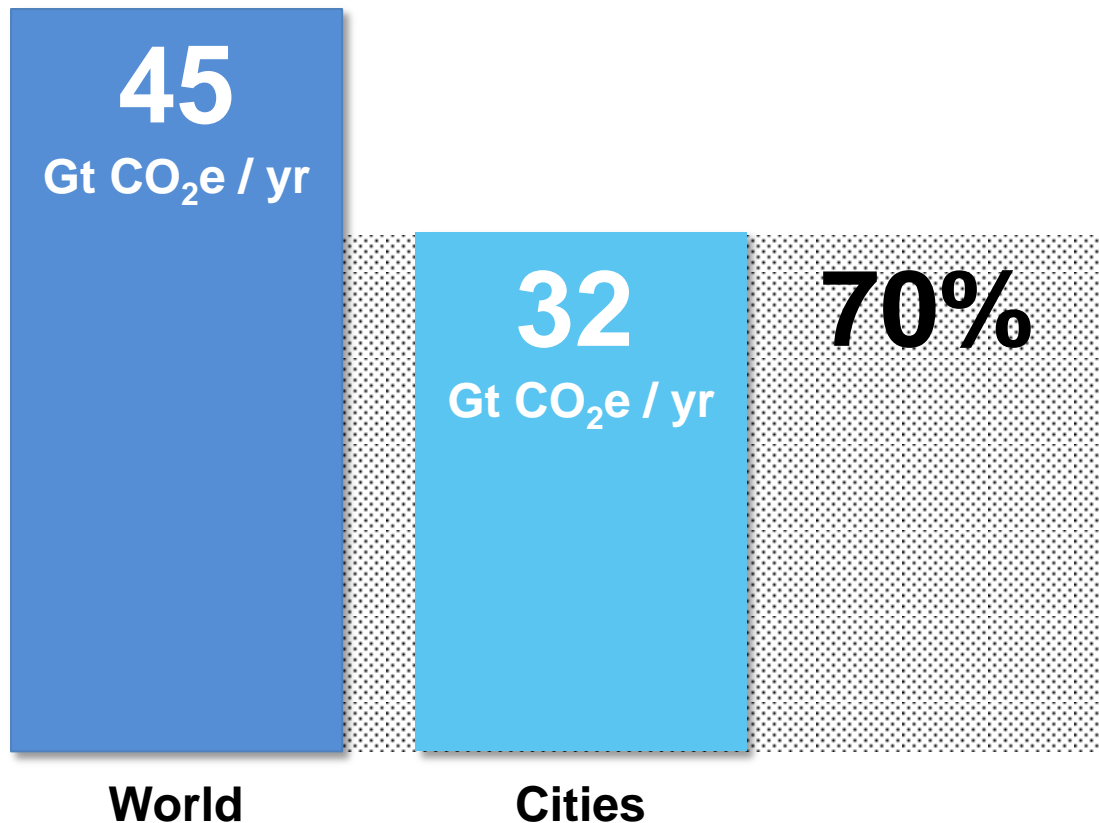
LoCaL's ambition

1. Reduction of **1 Gt CO₂e/yr** by 2050 (= Germany's emissions)
2. Enable **€ 25 billion/yr** by 2050 (= 10% of RE finance)

LoCaL's strategy to achieve goals

1. **Cities**: leverage cities' potential by improving access to finance
2. **Finance**: leverage investors' interest by providing sound projects

Ambition: target 70% of global emissions



Cities account for 70% of global GHG emissions


LoCaL supports cities to unlock their potential



Cities



Low carbon cities



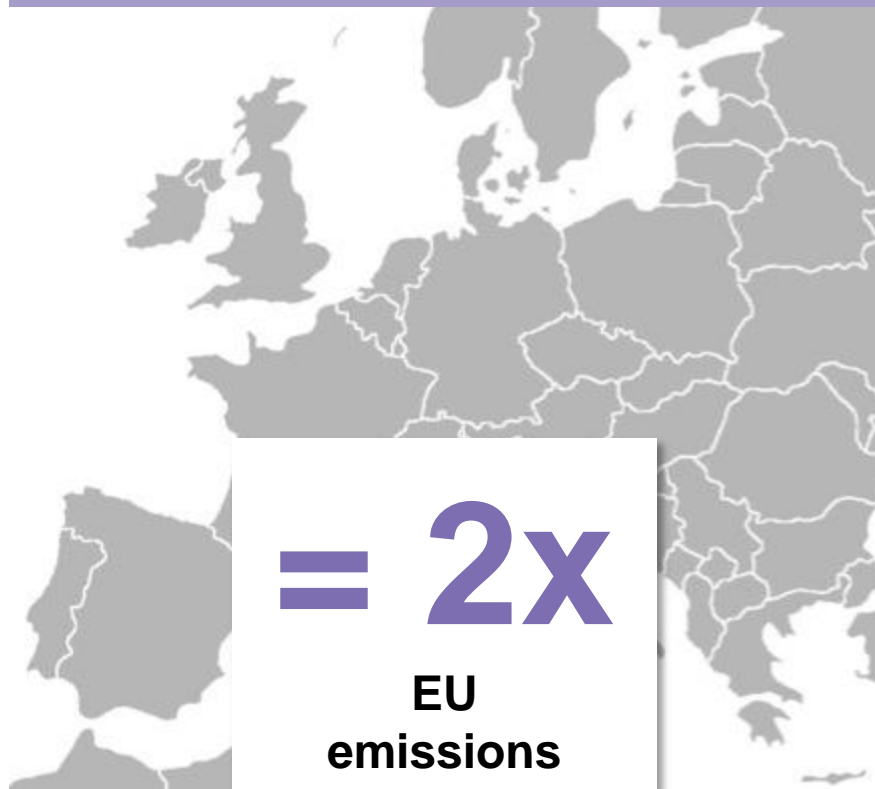
LoCaL



Climate Impact

Theoretical potential

10 Gt CO₂e / yr



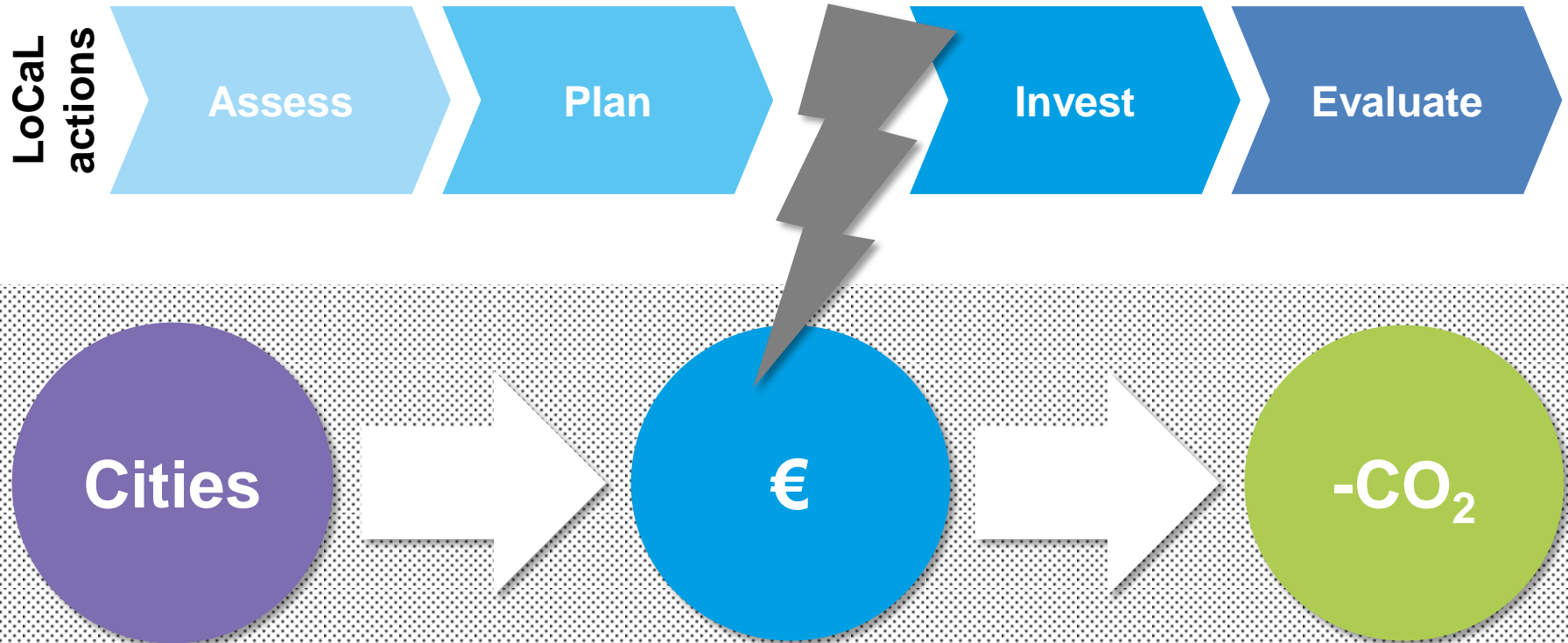
LoCal's ambition

10% of theoretical potential



Strategy: unlocking low-carbon finance in cities

Cities need finance to reduce their emissions



Unlock \$25 billion per year

1. city finance,
2. commercial finance,
3. development finance,
4. climate funds

Example: technical assistance for bankable project



750k \$ Technical assistance

\$130m raised for new Bus Rapid Transport (BRT) System



Example 2: local policy / regulation

City road pricing & plans for public transport / cycling

> £100m/y net revenues are invested in buses & cycling

London

£100
m / y

-20%
CO₂



Agenda

Ambition & Strategy

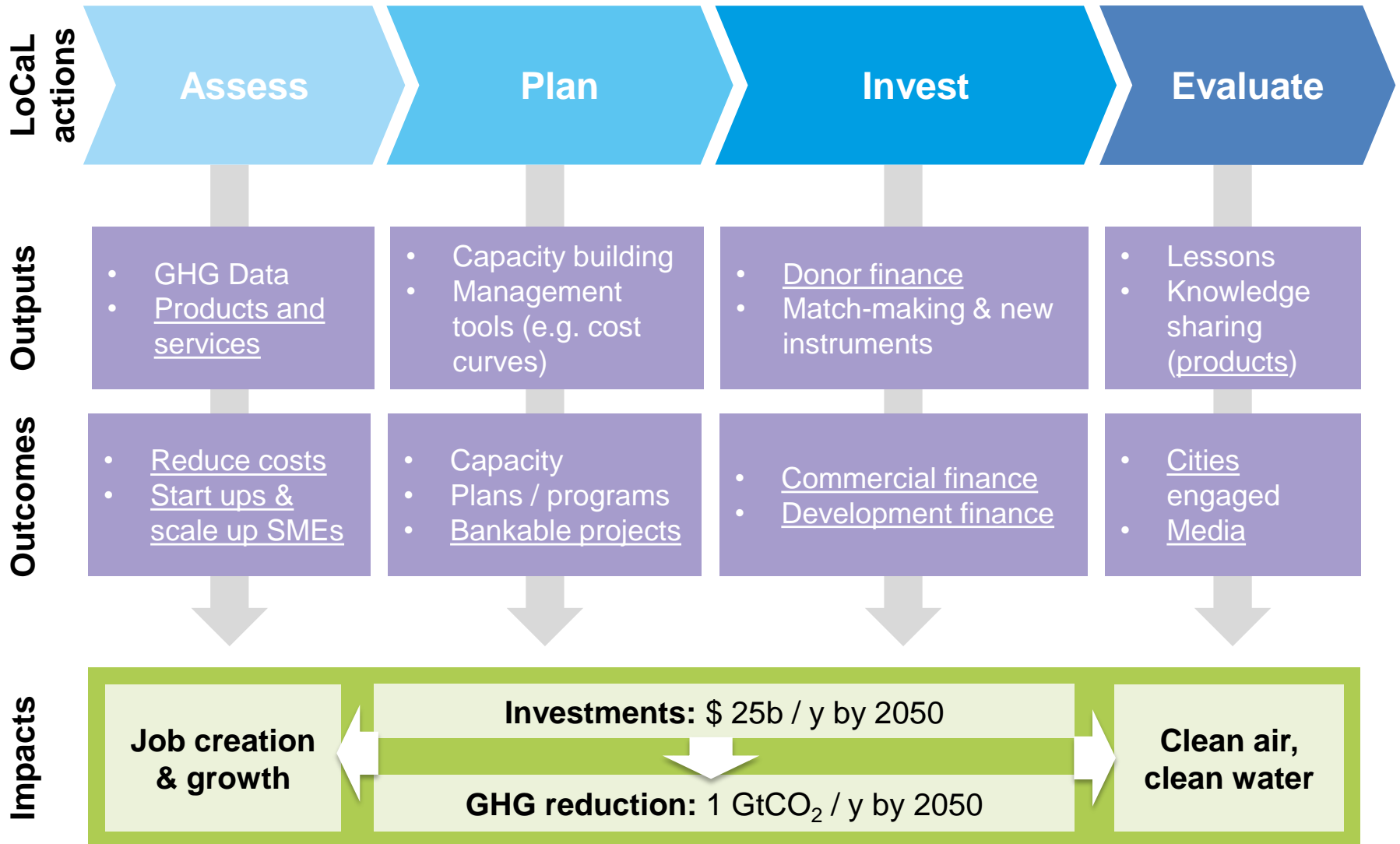
Impact & KPIs

Ecosystem development

Impact: CO₂ Reduction & Green Growth



Impact: Theory of Change & KPIs



Output Example I: Atmospheric GHG Monitoring

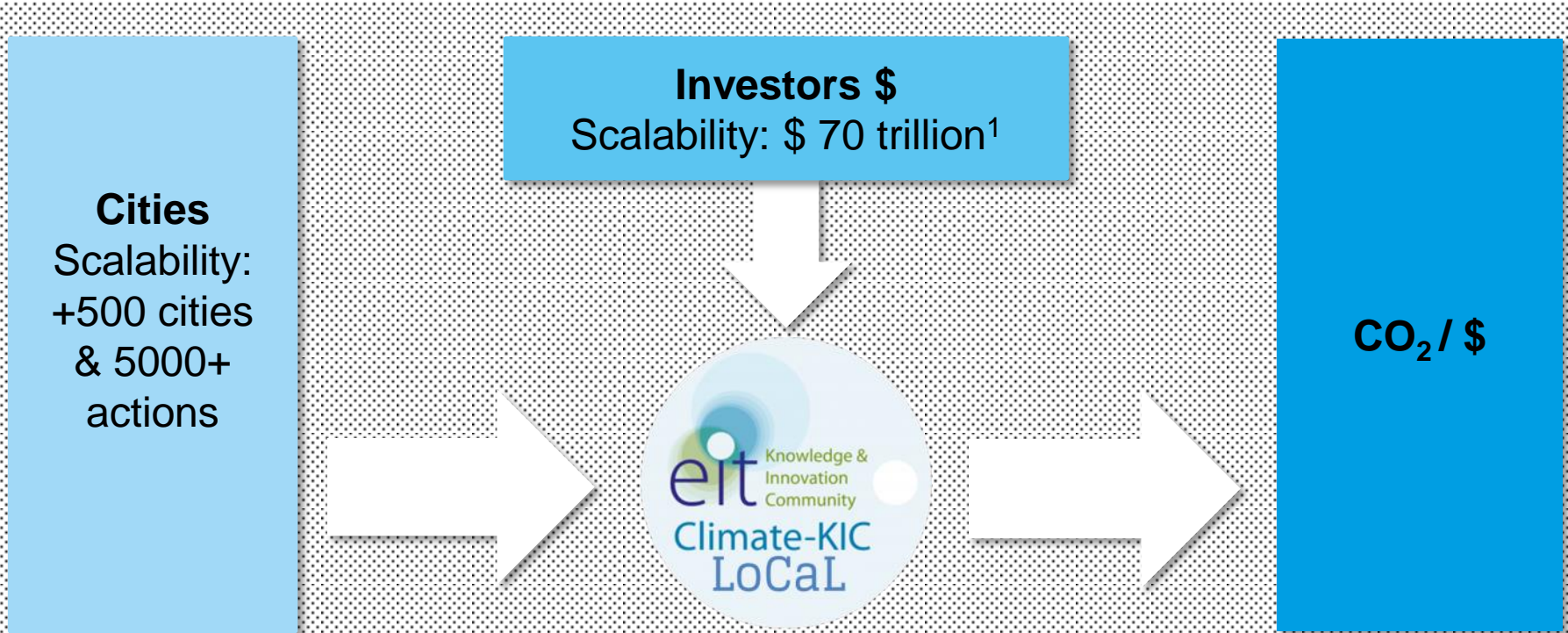


Output Example II: Matchmaking platform

Ideas (2015)

Matchmaking (2016)

Implementation (2017+)



¹ Source: OECD

Output Example IV: Monitoring for Transport



Output Example V: City-wide carbon market



Agenda

Ambition & Strategy

Impact & KPIs

Ecosystem development

The LoCaL Ecosystem

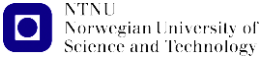
Businesses



Solution

Providers

Research



Multipliers



Cities



LoCaL's plan for 2015-2020

- **Ambitious:** enables € 25b in investments & reduces 1Gt CO₂ per year by 2050
- **Clear strategy:** helps cities access finance & investors to find bankable cities' projects
- **Scalable solutions:** services and solutions can reach 500+ cities
5000+ city actions
- **Strong ecosystem:** network of multipliers attracts investors & cities